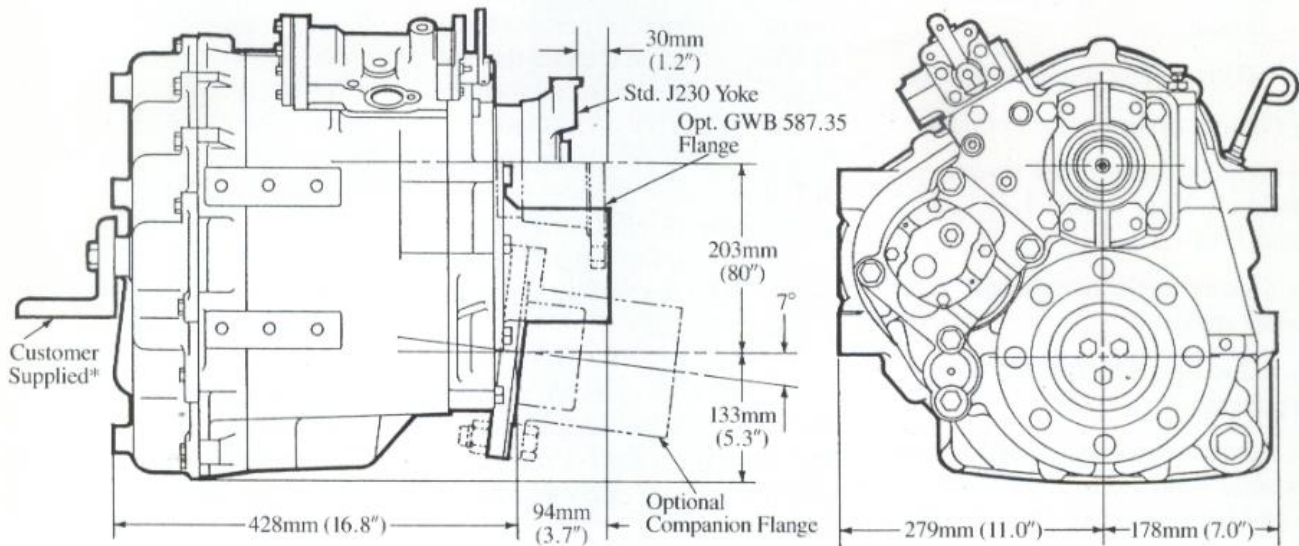
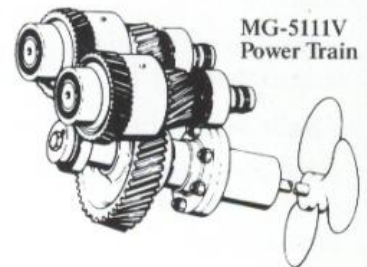
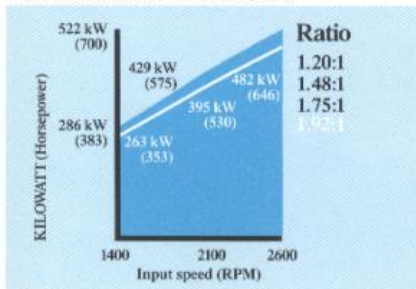
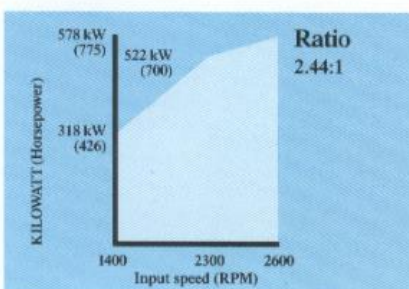
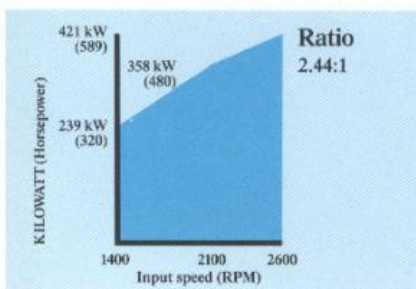
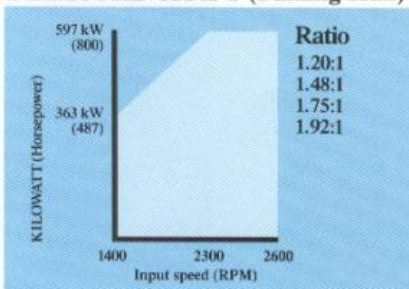


MG-511V

DRAWING NUMBER	RATIOS	APPROX. DRY WEIGHT
XA7555A	1.20:1 1.48:1 1.75:1 1.92:1 2.44:1	222kg (490 lb)

Use Certified Print for Installation.

**INPUT POWER RATINGS—KILOWATTS (HORSEPOWER)****INTERMEDIATE DUTY****PLEASURE CRAFT (Planing Hull)**

*Structural Steel by customer is recommended to fasten main transmission to hull framework.

Twin Disc (J230) fitting yoke or optional GWB 587.35 input flange are available. Others are possible upon request.

For Service Classification Definitions see back cover.

MG-5111V Ratings are for U-Joint angles of five degrees or less.